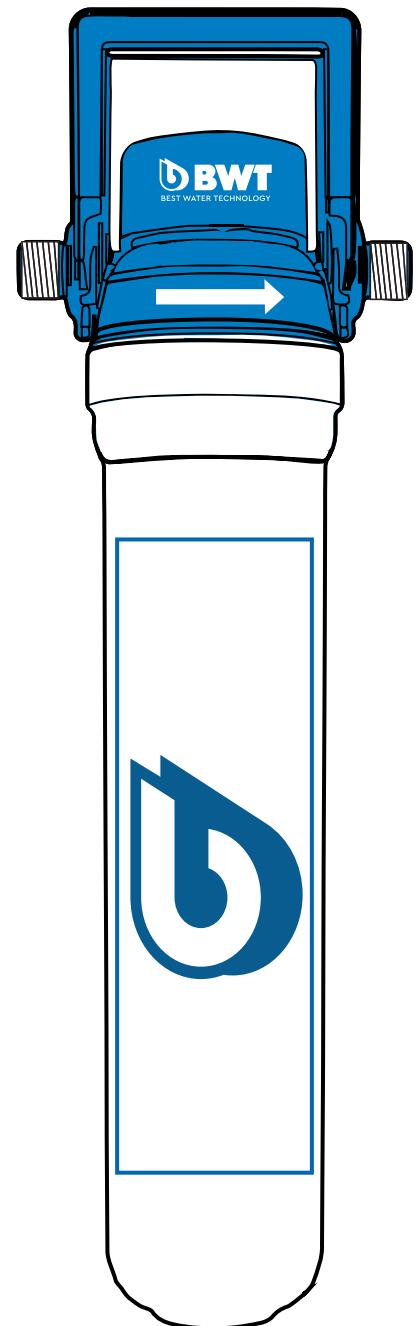


# User Guide

## BWT Professional Plus Series

### Inline Water Filter System



System: BWTPP-FS-050  
Cartridge: BWTPP-RC-050

System: BWTPP-FS-100  
Cartridge: BWTPP-RC-100

System: BWTPP-FS-500  
Cartridge: BWTPP-RC-500

**Congratulations on your BWT purchase! The BWT Inline Water Filter System is designed to enhance your drinking water. See what your purchase removes below:**

	micron	Sediment	Chlorine	Taste/Odour	Giardia Cyst/Cryptosporidium	Lead
<b>System: BWTPP-FS-050</b> <b>Cartridge: BWTPP-RC-050</b>	0.5	√	√	√	√	√
<b>System: BWTPP-FS-100</b> <b>Cartridge: BWTPP-RC-100</b>	1	√	√	√	X	X
<b>System: BWTPP-FS-500</b> <b>Cartridge: BWTPP-RC-500</b>	5	√	√	√	X	X

\*Tested for Sediment, Taste and Odour by BWT. These claims have not been independently verified.

**IMPORTANT:**

This product is recommended for use in mains potable water applications.

Specifications for mains potable water include:

Water Pressure	Water Temperature	Water Flow
250 kPa min 500 kPa max	4-40 deg celcius (cold water tap only)	< 7.5 litres per minute nominal

For correct operation and performance, it is essential to follow the instructions in this guide.

**CAUTION**

This product is NOT suitable for tank water application. Tank water application required adequate water pressure and disinfection.

**CAUTION**

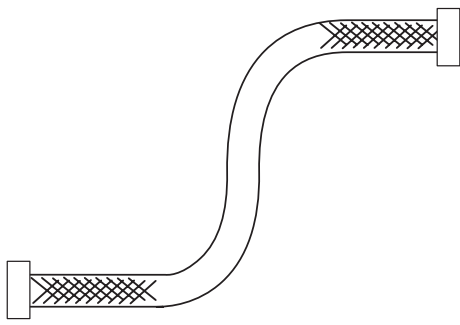
Do not use with water that is microbiologically unsafe or of unknown quality without adequate disinfection before or after the system. Systems certified for cyst reduction may be used on disinfected water that may contain filterable cysts.

**NOTE:**

Before beginning ensure the installation complies with all state and local laws and regulations.

# PREPARING FOR INSTALLATION:

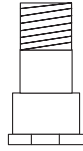
To install your system you will need a small adjustable wrench, a drill and a screwdriver (to fit the mounting bracket). Before you proceed ensure your kit includes the following:



1/2" x 3/8" SS braided hose 1000mm



Filter life indicator

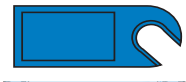


Dual Check Valve



Plastic bush for filter head

Mounting bracket



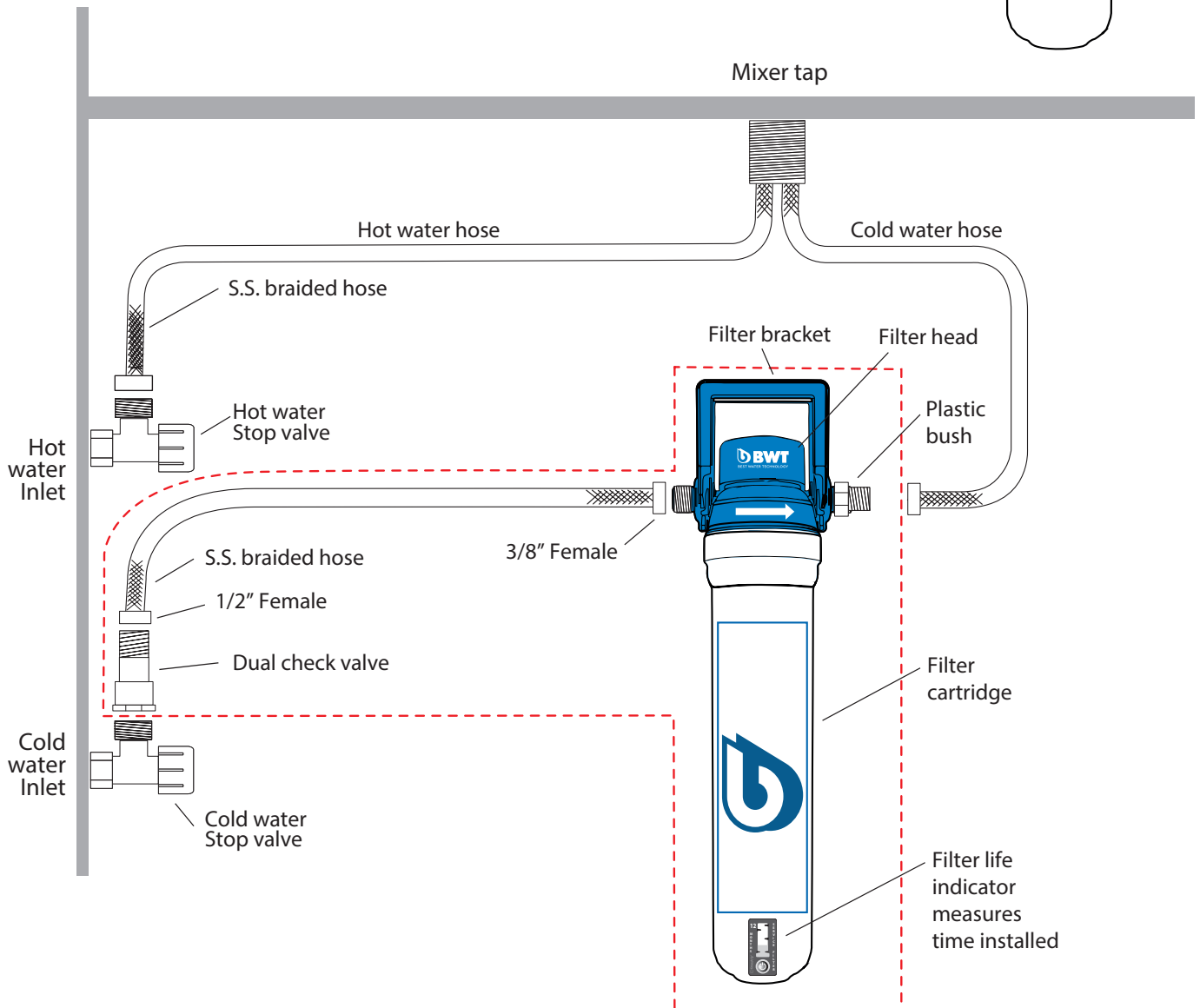
Filter Head



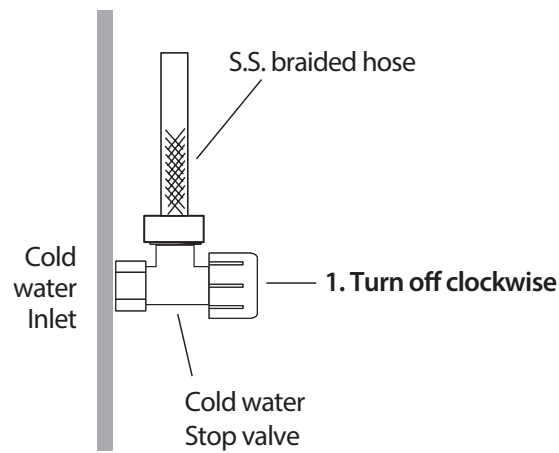
Filter Cartridge



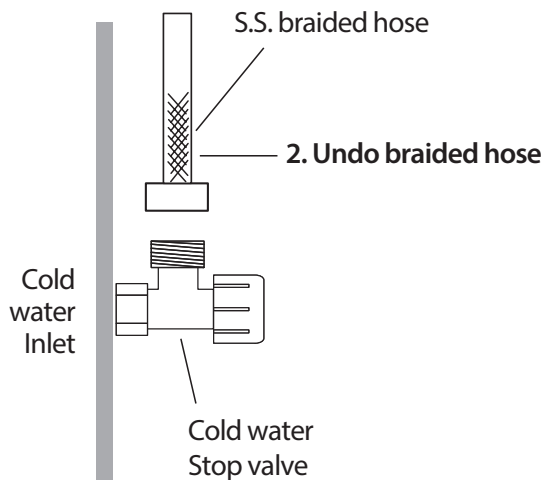
When installed, your system should look like this:



**Step 1.** Turn off the cold water stop tap off (clockwise).

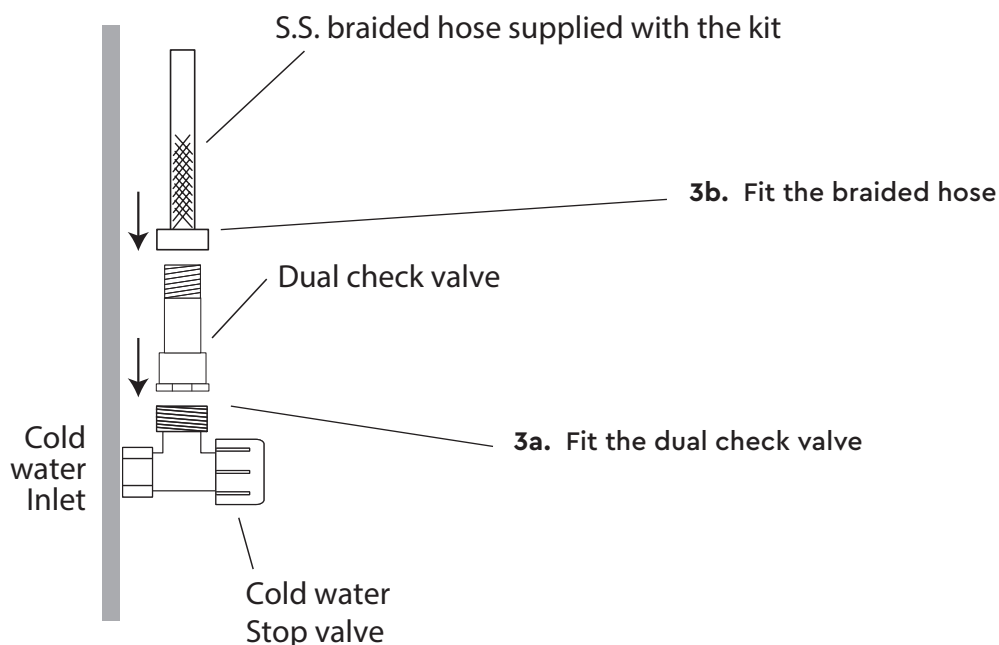


**Step 2.** Undo the braided hose currently installed.

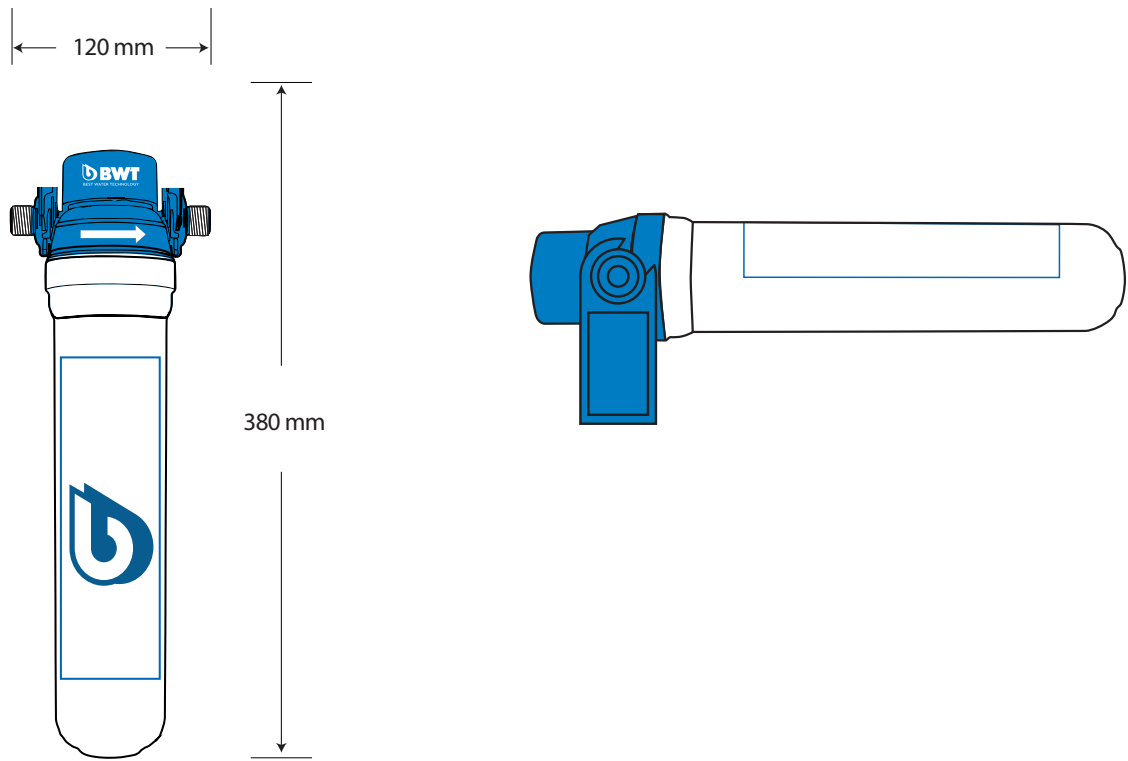


**Step 3a.** Fit the dual check valve to the cold water stop valve. Do not over tighten.

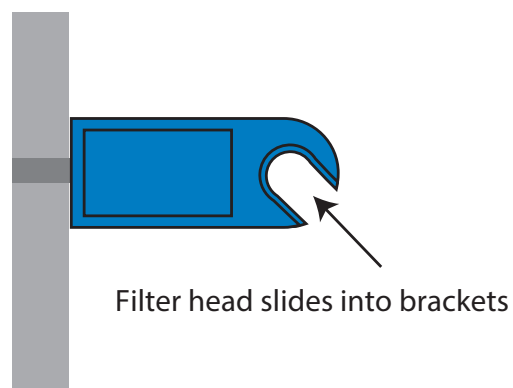
**Step 3b.** Fit the 1/2 " spinning nut end of the braided hose (supplied with the kit), onto the dual check valve.



- Step 4.** Select the location where you will position the filter.  
Allow enough space for the cartridge to sit and be removed for changeout purposes.  
Note: Filter system can be mounted horizontally.

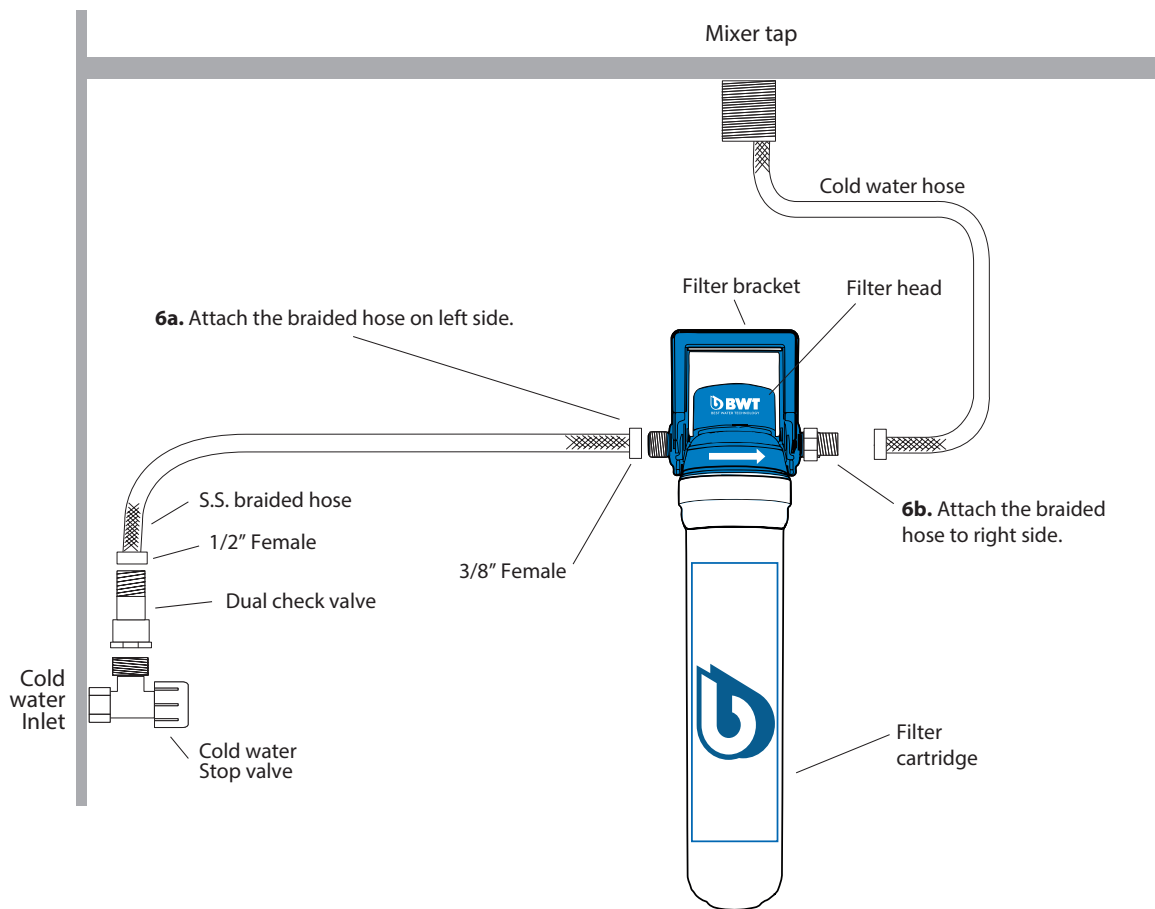


- Step 5.** Attach the mounting bracket and slide the filter head into the bracket.



**Step 6a.** Hold the braided hose attached to the dual check valve and attach the other end to the inlet of the filter head.

**Step 6b.** Hold the braided hose from the tap, attach the other end to the bush on the filter head. Do not over tighten.



**Step 7.** Slowly turn on the cold water stop valve, checking for any leaks. If there are no leaks, turn the cold water tap on for 1 minute to flush out air bubbles.

**Step 8.** Take the Filter indicator life label and position on the cartridge. Press start. This will help indicate when it is time to replace your cartridge.

## Enjoy filtered water by BWT!

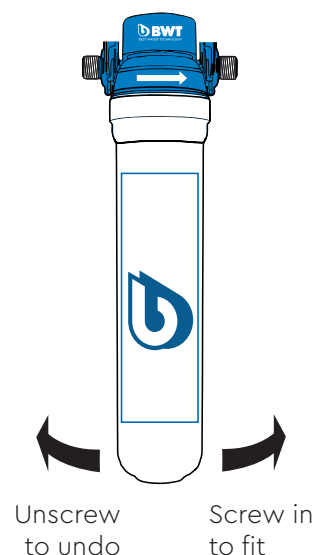
### Changing cartridges

We recommend changing or replacing your cartridge as indicated or every 6 – 12 months.

Cartridge replacements can be purchased at your local Reece branch.

To replace your cartridge:

1. Turn off cold water stop valve
2. Turn your tap on to relieve pressure (water will not flow from outlet)
3. Follow the twist off direction on the label. Once removed, dispose of cartridge
4. Insert and twist in the new filter cartridge, following the direction on the label
5. Slowly turn on the cold water stop valve
6. Run the tap for 1 minute



# Performance Data

Specifications	BWTPP-FS-050, 100 & 500	BWTPP-FS-050
<b>Chlorine reduction Tested to NSF/ANSI 42</b>	Influent ave; 2.12 ppm Effluent ave: 0.25 ppm 30,000 litres  Chlorine reduction > 90%, Flow 3.89 lpm @ 22,000 litres throughput	Cyst removal  Tested to NSF/ANSI 53
<b>Australian Drinking Water Guideline value</b>	5 ppm	No guideline value
<b>NZ Drinking water standards</b>	5 ppm	No MAV for Giardia & Cryptosporidium
<b>VOC reduction claim</b>	N/A	N/A
<b>% Reduction</b>	Testing must exhibit 50% reduction	50,000 ltrs > 99.95% reduction

Testing Parameters –Flow 3.78 lpm , Temp 23°C+/- 1°C, pH 7.8+/- 0.5, Pressure 60 psi

## Treatment and Tests

Class	Treatment Type	Function	BWTPP-100 BWTPP-500	
			BWTPP-050	BWTPP-500
I	Microbiological Status Bacteriostatic	Will stop bacteria increasing	N/A	N/A
II	Microbiological Treatment		N/A	N/A
IIa	Bacteria removal	Will remove or inactivate bacteria	N/A	N/A
IIb	Virus removal	Will remove or inactivate virus	N/A	N/A
IIc	Protozoa removal	Will remove or inactivate Cryptosporidium and Giardia	YES	N/A
III	Turbidity and particulate reduction	Will reduce cloudiness	N/A	N/A
IV	Taste/Odour reduction	Will reduce taste and odours	N/A	N/A
V	Chemical Treatment	Will decrease chlorine compounds	YES	YES

The substances reduced by this product are not necessarily in your water

**Note:** Performance will vary based on local water conditions. The large amount of variables in drinking water can effect the working time of the filter cartridge. Please consider the filter life indicator and be aware that a drop in pressure of the outlet or a change in the taste of water can indicate it's time to change the filter.

**Warranty Statement** – BWT Australia warrants that the products supplied will be free from any defects in workmanship or materials from the date of purchase. Residential applications; 7 years: 1 year parts and labour plus 6 years parts only. Commercial applications; 1 year parts and labour from the date of purchase. Further, the warranty provided herein applies only when products are installed in accordance with installation instructions, used within the product specifications and service life; beyond which time or use BWT is absolved of any and all liability for any use of the product. No liability is accepted where pressure, temperature or other specifications are exceeded. The warranty does not cover the service life of the filter cartridge.

In the event of defect or non-conformity, buyer shall properly notify BWT in writing, supplying proof of purchase dates, installation dates, and will protect and retain the products for investigation. There are no other warranties, either merchantability or fitness, either expressed or implied except as excluded by law.

Manufacturer

**BWT Australia**

4 / 273 Williamstown Road

Port Melbourne VIC 3207

Tel 1 300 720299

sales@bwtaustralia.com.au

